

Rebroadcasting packet in NetSim MANET/VANETs

Software: NetSim Standard v13.2, Microsoft Visual Studio 2022

Project Download Link:

https://github.com/NetSim-TETCOS/Rebroadcasting_in_MANET_VANET_v13.2/archive/refs/heads/main.zip

Follow the instructions specified in the following link to download and setup the Project in NetSim:

<https://support.tetcos.com/en/support/solutions/articles/14000128666-downloading-and-setting-up-netsim-file-exchange-projects>

Broadcasting

Broadcasting is the process of sending a message from one node to all other nodes in an ad-hoc network. It is a fundamental operation for communication in ad-hoc networks as it allows for the update of network information and route discovery at every node.

Rebroadcasting

Broadcasting the received message from the source to the entire network again.

MANET SCENARIO

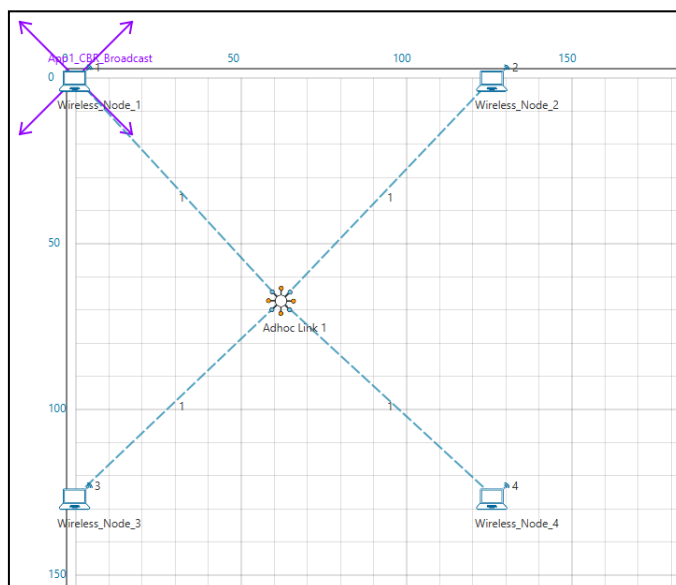
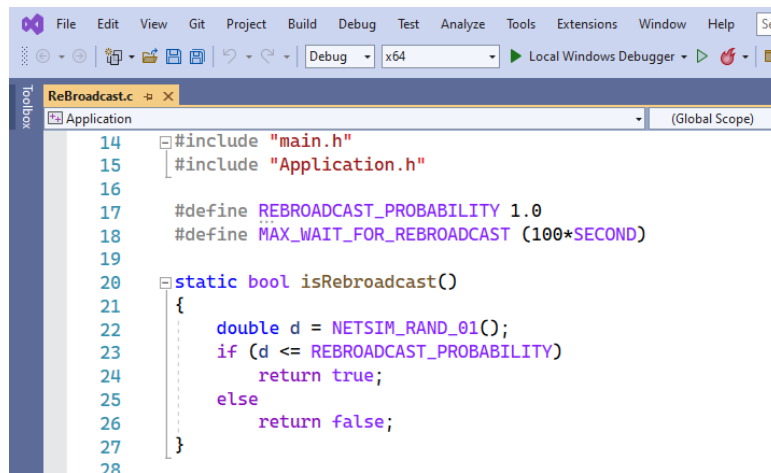


Figure 1: Network Scenario created in MANET

Wireless Node 1 initiates a broadcast message, and the message is received by nodes 2, 3 and 4. 2, 3 and 4 rebroadcast the message if they have not broadcasted that before. Furthermore, this implementation involves a `Rebroadcast_Probability` based on which the nodes resend the packets.

Probability-based rebroadcasting - The decision of rebroadcasting is based upon a random probability. This probability may be as simple as flipping a coin or it may be very complex involving probabilities which include parameters such as node density, duplicate packets received, battery power or a particular nodes participation within the network etc. Users can change the `Rebroadcast_Probability` macros present in `Rebroadcast.c` file as shown below:



```
14 #include "main.h"
15 #include "Application.h"
16
17 #define REBROADCAST_PROBABILITY 1.0
18 #define MAX_WAIT_FOR_REBROADCAST (100*SECOND)
19
20 static bool isRebroadcast()
21 {
22     double d = NETSIM_RAND_01();
23     if (d <= REBROADCAST_PROBABILITY)
24         return true;
25     else
26         return false;
27 }
28
```

Figure 2: Rebroadcast Probability

Rebroadcasting in NetSim

To implement this project in NetSim, we have created an additional **Rebroadcast.c** file inside Application project. The file contains the following functions:

- **void rebroadcast_packet();** //This function is used to rebroadcast the packet.
- **static bool isRebroadcastAllowed();** //This function is used to check whether rebroadcasting is allowed or not.
- **void rebroadcast_add_packet_to_info();** //This function is used to add the packet to rebroadcast list.
- **static void cleanup_broadcast_info();** //This function is used to clean the broadcast information.

Example

1. The Workspace_MANET_VANET_Rebroadcast comes with a sample network configuration that are already saved. To open this example, go to Your work in the home screen of NetSim and click on the **Rebroadcast_VANET_Example/Rebroadcast_MANET_Example** from the list of experiments.
2. Run the simulation for 100 seconds.

VANET SCENARIO

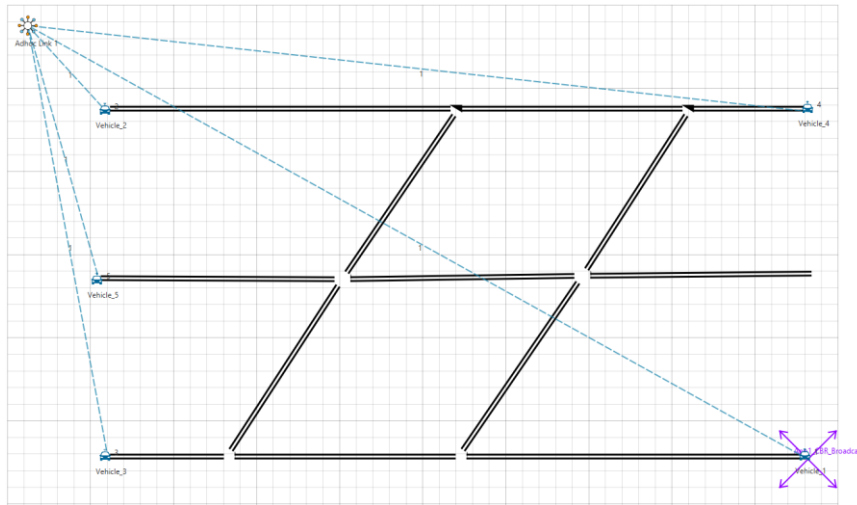


Figure 3: Network Scenario created in VANET

Results and discussion

- In the above scenario, Vehicle-1 is broadcasting the packet and it is received by the Vehicles 2, 3, 4 and 5. Then Vehicles 2, 3, 4 and 5 will rebroadcast the same packet based on the probability value in Rebroadcast.c file.
- After simulation, open Packet Trace and filter Packet_Id to '1' or any other id and observe that the nodes other than source are rebroadcasting the same packet.

PACKET_ID	SEGMENT_ID	PACKET_TYPE	CONTROL_PACKET_TYPE/APP_NAME	SOURCE_ID	DESTINATION_ID	TRANSMITTER_ID	RECEIVER_ID
1	0	CBR	App1_CBR	NODE-1	Broadcast-0	NODE-1	NODE-2
1	0	CBR	App1_CBR	NODE-1	Broadcast-0	NODE-1	NODE-3
1	0	CBR	App1_CBR	NODE-1	Broadcast-0	NODE-1	NODE-4
1	0	CBR	App1_CBR	NODE-1	Broadcast-0	NODE-1	NODE-5
1	0	CBR	App1_CBR	NODE-2	Broadcast-0	NODE-2	NODE-1
1	0	CBR	App1_CBR	NODE-2	Broadcast-0	NODE-2	NODE-3
1	0	CBR	App1_CBR	NODE-2	Broadcast-0	NODE-2	NODE-4
1	0	CBR	App1_CBR	NODE-2	Broadcast-0	NODE-2	NODE-5
1	0	CBR	App1_CBR	NODE-4	Broadcast-0	NODE-4	NODE-1
1	0	CBR	App1_CBR	NODE-4	Broadcast-0	NODE-4	NODE-2
1	0	CBR	App1_CBR	NODE-4	Broadcast-0	NODE-4	NODE-3
1	0	CBR	App1_CBR	NODE-4	Broadcast-0	NODE-4	NODE-5
1	0	CBR	App1_CBR	NODE-3	Broadcast-0	NODE-3	NODE-2
1	0	CBR	App1_CBR	NODE-3	Broadcast-0	NODE-3	NODE-5
1	0	CBR	App1_CBR	NODE-5	Broadcast-0	NODE-5	NODE-1
1	0	CBR	App1_CBR	NODE-5	Broadcast-0	NODE-5	NODE-2
1	0	CBR	App1_CBR	NODE-5	Broadcast-0	NODE-5	NODE-3
1	0	CBR	App1_CBR	NODE-5	Broadcast-0	NODE-5	NODE-4

Figure 4: NetSim Packet Trace

- Note that Users SHOULD NOT use the performance metrics provided at the end of simulation but should rather calculate the network performance metrics from the packet trace.
- Users can also create their own network scenarios in **Single MANET/VANET** and run the simulation.

Appendix: NetSim source code modifications

Changes to handle_app_out() function, in APP_OUT.c file, within Application project

```
/*The code checks if the destination is '0' i.e., Broadcast packet, then it adds the packet to rebroadcast list*/

    //Fragment the packet
    int nSegmentCount = 0;
    double segmentsize = fn_NetSim_Stack_GetMSS(pstruPacket);
    nSegmentCount = fn_NetSim_Stack_FragmentPacket(pstruPacket,
(int)fn_NetSim_Stack_GetMSS(pstruPacket));
    // ADD REBROADCAST
#ifdef REBROADCAST
    if (applInfo->sourceList[0] == pstruEventDetails->nDeviceId)
#endif // REBROADCAST
        set_app_end_and_generate_next_packet(pstruPacket, otherDetails, destCount, dest);

    //Add the dummy payload to packet
    fn_NetSim_Add_DummyPayload(pstruPacket, applInfo);
#ifdef REBROADCAST
    if (applInfo->sourceList[0] == pstruEventDetails->nDeviceId)
#endif // REBROADCAST
        appmetrics_src_add(applInfo, pstruPacket);

    appout_send_packet(s, applInfo, pstruPacket, nDeviceId);
#ifdef REBROADCAST
    if (!dest[0])
        rebroadcast_add_packet_to_info(pstruPacket, pstruEventDetails->dEventTime);
#endif // REBROADCAST
}
```

Changes to int fn_NetSim_Application_Run()function in the APPLICATION_IN_EVENT, in Application.c file, within Application project

```
/* It checks whether the destination is '0' or not. If it is '0', then it rebroadcasts the packet or else deletes the packet.*/

#ifdef REBROADCAST
if (pstruappinfo->sourceList[0] == pstruPacket->nSourceId)
#endif // REBROADCAST
appmetrics_dest_add(pstruappinfo, pstruPacket, pstruEventDetails->nDeviceId);
if(pstruappinfo->nAppType==TRAFFIC_PEER_TO_PEER && pstruPacket->pstruAppData->nAppEndFlag==1)
{
fn_NetSim_Application_P2P_MarkReceivedPacket(pstruappinfo,pstruPacket);
fn_NetSim_Application_P2P_SendNextPiece(pstruappinfo,get_first_dest_from_packet(pstruPacket),pstruEventDetails->dEventTime);
}
if(pstruappinfo->nAppType == TRAFFIC_EMULATION && pstruPacket->szPayload)
{
fn_NetSim_Dispatch_to_emulator(pstruPacket);
}
if (pstruappinfo->nAppType == TRAFFIC_BSM_APP)
{
```

```

process_saej2735_packet(pstruPacket);
}
#ifdef REBROADCAST
UINT destCount;
NETSIM_ID* dest = get_dest_from_packet(pstruPacket, &destCount);
if (!dest[0])
{
rebroadcast_packet(pstruPacket,
pstruEventDetails->nDeviceId,
pstruEventDetails->dEventTime);
}
else
{
#ifdef REBROADCAST
//Delete the packet
fn_NetSim_Packet_FreePacket(pstruPacket);
#endif // REBROADCAST
}
}

```

Added the following function declarations in Application.h file, within Application project

```

int fn_NetSim_Add_DummyPayload(NetSim_PACKET* packet, ptrAPPLICATION_INFO);

//Encryption
char xor_encrypt(char ch, long key);
int aes256(char* str, int* len);
int des(char* buf, int* len);

//Application event handler
void handle_app_out();
#define REBROADCAST
void rebroadcast_add_packet_to_info(NetSim_PACKET* packet, double time);
void rebroadcast_packet(NetSim_PACKET* packet, NETSIM_ID devId, double time);
#endif

```