

# Legacy networks

## Contents

<b>1</b>	<b>Introduction .....</b>	<b>2</b>
<b>2</b>	<b>Simulating GUI.....</b>	<b>2</b>
	2.1 Create Scenario.....	2
	2.2 Set Node, Link and Application Properties.....	3
	2.3 Enable Packet Trace (Optional).....	3
	2.4 Run Simulation .....	3
<b>3</b>	<b>Note: Release on Unsupported Basis .....</b>	<b>3</b>

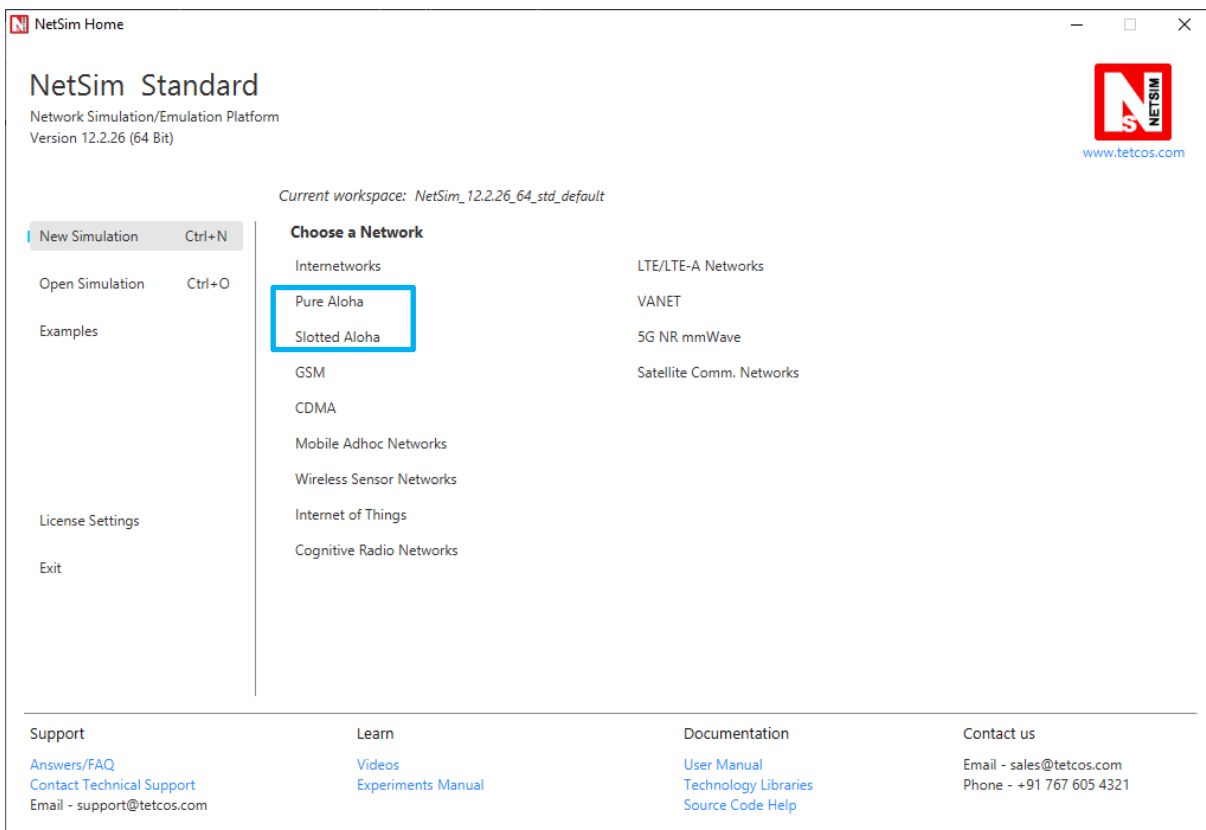
# 1 Introduction

A legacy network is an old network which is rarely used today and not part of the TCP/IP protocol suite. With the advent of TCP/IP as a common networking platform in the mid-1970s, most legacy networks are no longer used.

With NetSim, you can simulate and analyze Pure ALOHA (the original version) and Slotted ALOHA (improvised version of pure ALOHA designed to reduce the chances of collisions when sending data between the sender and the receiver).

## 2 Simulating GUI

In the Main menu select → **New Simulation** → **Pure Aloha/ Slotted Aloha**.



### 2.1 Create Scenario

#### Adding Wireless Node:

- **Click** on the **Node** icon in the tool bar and click and drop inside the grid. (*Note:* This is applicable for Pure Aloha and Slotted Aloha)
- Similarly drop **Adhoc link** and connect **Wireless Nodes** to **Adhoc links** using **Adhoc links**. (*Note:* A Node cannot be placed on another Node. A Node cannot float outside of the grid.)

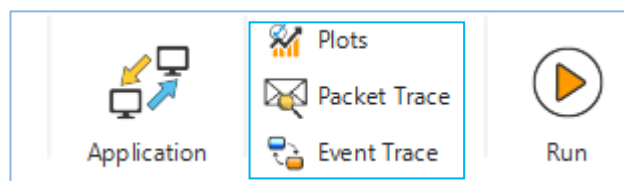
## 2.2 Set Node, Link and Application Properties

**Set Node Properties:** Right Click on the appropriate node and select Properties.

**Set the Properties for the devices and links:** Right click over the devices and then select Properties to set the properties of the links and the devices.

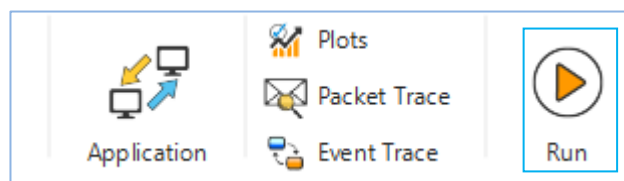
## 2.3 Enable Packet Trace (Optional)

Click Packet Trace / Event Trace icon in the tool bar and click OK. To get detailed help, *Refer section 8.5 and 8.6 in User Manual*. Select Plots icon for enabling Plots and click on OK.



## 2.4 Run Simulation

Click on **Run Simulation** icon on the top toolbar.



Set the Simulation Time and click on OK

# 3 Note: Release on Unsupported Basis

From NetSim v10 onwards, no further development activity such as building of new features is expected for the legacy protocol libraries

Source codes are provided on an unsupported basis

Legacy Networks is non-IP based protocols and runs stand alone. This means that legacy networks cannot be connected to Internetworks.